

ECONO ROLL RETRACTABLE BANNER STAND

RETRACTABLE BANNER STANDS

Product code: ECONO24, ECONO33, ECONO36, ECONO48, ECONO60, DELUX33

SET UP INSTRUCTIONS

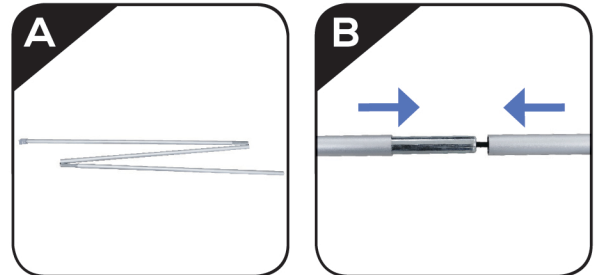
Step 1

Twist the feet.




Step 2

Assemble telescopic pole.



Step 3

Insert telescopic pole into hole.



Step 4


Pull banner out of the base.



DO NOT over extend the banner, you have 2" above the top of the pole, if you extend it more then that you can break the retractor mechanism and it will not roll back up. If you see the plastic at the bottom that is attached to the banner you have pulled it up too far.

Step 5

Attach telescopic pole to the clamp bar.



Step 6

Complete stand.

